



**GI-MASK<sup>®</sup>** AUTOMIX  
*New Formula*

**No compromise in function  
and aesthetics**

### Quick and easy fabrication:

GI-MASK Automix New Formula is automatically mixed and applied directly out of the cartridge. The short setting time of 7 minutes enables a fast production of the gingival mask.

### Elasticity and stability:

All soft tissue reproduction materials are subject to strain and deformation by insertion and extraction during manufacturing. GI-MASK Automix New Formula has outstanding elasticity and high tensile strength, which eliminates problems throughout the entire fabrication process.

### Precision and esthetics:

GI-MASK Automix New Formula provides accurate reproduction of soft tissue structure. The A-silicone based gingival mask, provides all information for implant supra-structures and metal/ceramic work. GI-MASK Automix New Formula mimics gingival soft tissue with life-like coloring.

### Indications:

**Precise reproduction of the gingival soft tissue, interdental spaces and papilles. GI-MASK Automix New Formula facilitates the preparation of esthetically pleasant and perfect functioning crown and bridge work. In addition, it helps prepare the ideal conditions for periodontal hygiene.**

## Direct technique for implant supra-structures

Specifically with the implant supra-structure, the use of a soft tissue reproduction material is necessary.

The direct technique can produce soft tissue reproduction faster and easier. The gingival soft tissue material is applied directly around the mounted model analogues in the impression.

Obviously consistency is very important. Thus, a material is needed with ideal properties. For this, Coltène/Whaledent AG has developed GI-MASK Automix New Formula and filled it into a 50 ml cartridge with safety features.

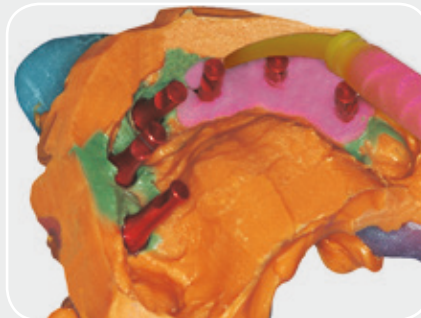
Thanks to the small Mixing Tips, the material is mixed automatically. GI-MASK Automix New Formula is

thixotropic and self-leveling, which means that the material is pliable without slumping.

After setting, the stone model is completed in one step by pouring gypsum into the impression.



**1** Isolation of the impression using GI-MASK Universal Separator.



**2** Direct application of GI-MASK Automix New Formula into the impression.



**3** Optimal thixotropic consistency.



**4** Fabrication of the stone model.



**5** Model with GI-MASK Automix New Formula.

# and aesthetics

## Indirect technique for crown and bridge work



**1** Unsectioned model with Lab-Putty impression.



**2** Isolation of the silicone matrix key using GI-MASK Universal Separator.



**3** Injection of GI-MASK Automix New Formula material.



**4** Model with GI-MASK Automix New Formula.



**5** Restoration on the model.



**6** Finished restoration.

## TIPS

### Easy to grind and cut



Due to the optimized stability, it is possible to grind (a trimmer for silicone is included in the starter kit) or cut in the pontic areas. The use of a scalpel offers the advantage that the piece cut-off will remain available for eventual control.



### Place marker

Place a wax layer around the visible part of the impression post up to the screwed-on analogue (place marker). The same can also be done on places inside the impression where bridge segments will be prepared. This saves you grinding or cutting time.

## Application times for the direct and indirect technique

≥ 9:00 min (at 23° C / 74° F)	
working time	setting time
	
≤ 2:00 min	≥ 7:00 min

### Picture Credits:

All laboratory procedures planned and performed by „ZahnArt“ dental-laboratory (Dornbirn, Austria).







## Order Information

### 8060 GI-MASK Automix New Formula Starter Kit

GI-MASK Automix New Formula cartridge	2 x 50 ml
GI-MASK Universal Separator	1 x 50 ml
Mixing Tips yellow	12 pcs
Oral Tips, yellow	12 pcs
Trimmer for silicones	1 pc

### 8065 GI-MASK Automix New Formula Refill Kit

GI-MASK Automix New Formula cartridge	2 x 50 ml
Mixing Tips yellow	12 pcs
Oral Tips, yellow	12 pcs

### 8000 GI-MASK Universal Separator

1 x 50 ml

### 6550 Mixing Tips yellow

40 pcs

### 6555 Oral Tips, yellow

100 pcs

### 6900 Dispenser 50 ml/75 ml

1 pc

### 8075 Trimmer for silicones

1 pc

#### Coltène/Whaledent AG

Feldwiesenstr. 20  
9450 Altstätten/Switzerland  
Tel. + 41 71 757 53 00  
Fax + 41 71 757 53 01  
info.ch@coltene.com

#### Coltène/Whaledent Inc.

235 Ascot Parkway  
Cuyahoga Falls, Ohio 44223/USA  
Tel. + 1 330 916 8800  
Fax + 1 330 916 7077  
info.us@coltene.com

#### Coltène/Whaledent Ltd.

The President Suite A  
Kendal House, Burgess Hill  
Victoria Way  
West Sussex, RH15 9NF/U.K.  
Tel. + 44 1444 235486  
Fax + 44 1444 870640  
info.uk@coltene.com